

CASELLA

Apex2



The next generation of air sampling pumps



The Apex2 range of sampling pumps has class beating performance and all models are Intrinsically Safe for use in flammable atmospheres. Get connected with the Airwave® mobile software and easily send data directly to your laptop.



www.casellasolutions.com



ISI sa-nv *Instrumentation for Science and Industry*

(INTERCONTINENTAL SERVICES INC)

Rue du Doyenné 3 Dekenijstraat 1180 Brussels – Belgium - Tel 02/ 343 30 81 Fax 343 12 05 mail : sales@isi-be.eu web : www.isi-be.eu

Key Features

- Class beating performance
- Bluetooth® connectivity and Airwave software
- High wearer acceptance
- Motion sensing
- Simple operation
- Ingress protection (IP65) for use in harsh environments
- Intrinsically safe for use in flammable atmospheres
- Data logging models available
- ISO13137 compliant

Simple Operation

The Apex2 has a simple user interface and menu structure. Using only 4 buttons you can easily navigate through the colour coded set-up menus.

- Single key press to start a run
- Displays flow as well as battery life in remaining hours
- Colour coded display e.g. green when pump is running



Easy to use menu



Colour coded display showing remaining battery life

Use Airwave on your mobile device to remotely monitor multiple pumps, without disturbing the wearer!



“I’d really like to monitor the device remotely.”



Apex2 with single way charger, charge status is clearly displayed

(Airwave is available free in the Apple App Store and Google Play Store)

Start, stop and monitor the pump remotely

Class Beating Performance

Whatever media you're using, you can be assured that the Apex2 has the power to handle any personal monitoring regime. Optimised at around 2l/min, the flow at which most occupational hygiene measurements are made, the Apex2 has outstanding back pressure capability.

- Pressure and temperature compensation
- Exceptional pulsation control
- High back pressure
- Long battery life

These features all ensure that you can be confident in getting good, accurate samples with various filters.

“We're using lots of membrane filters so excellent back pressure is a must.”

Easy To Wear

With its slim, light weight and ergonomic design, the pump is unobtrusive to the wearer being monitored. A sturdy clip with a lifetime guarantee means it's secure and the detachable rubber boot guards against knocks.

- Smooth finish means it's easy to decontaminate
- Lockable keypad to prevent tampering
- Motion detection to show the pump has been worn



A protective rubber boot is included

Get Connected

Monitor your pump remotely with Bluetooth® and the supporting Airwave software on your phone or tablet.

- Monitor the pump without disturbing the wearer
- Monitor multiple pumps
- Start and stop pumps remotely
- Email data direct to your PC

Intrinsically Safe

All models of the Apex2 are Intrinsically Safe (IECEx). The Apex2 has been designed specifically to be used in potentially explosive areas in the oil and gas, petrochemical and pharmaceutical industries as well as being suitable for use in the mining industry.

Ex ia I Ma

Ex ia IIC T4 Ga

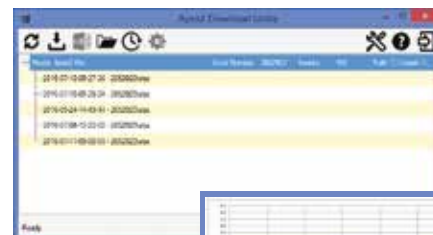
Ex ia IIIC T135°C Da

(Ta = -20°C to +45°C)


Data And Reporting

The Apex2 can store up to 200 separate runs, storing data including start time and date, duration, volume sampled and motion index.

- Simple to use download utility for PCs
- Graphs flow, motion and back pressure
- Shows events such as blockages
- Downloads into Excel to easily view and share data



Free download utility available

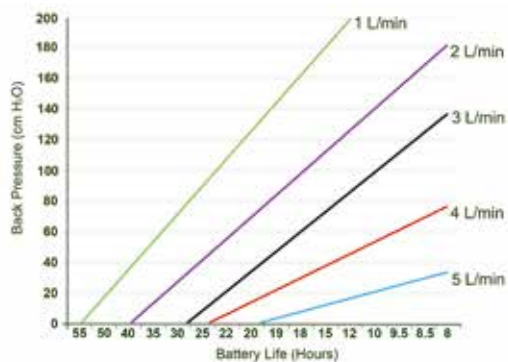


Technical Specification

Flow Performance

Flow Range ml/min:	1000-5000
Low Flow Range ml/min:	5-500 (requires an adapter)
Flow Control:	< ± 5% at calibrated point
Pulsation:	<10% @ 2l/min
Fault Detector:	Auto Restart

Back Pressure vs Battery Life



Physical

Dimensions:	112x37x102mm (4.4x1.5x4.0")
Weight including boot:	490g (17oz)

Environmental

Temperature:	Operation 0 to 45°C, Storage -10 to 50°C
Humidity:	30-95% RH (non-condensing)
Barometric Pressure:	Auto-correcting

Electrical

Battery Type:	Li ion with level indicator
Chargers:	Single or 5-way
Charge Time:	Typically <6hrs



Apex2 pump with 5 way charger



Starter Kit available to include sampling accessories

Ordering Information

APEX2IS	Apex2 I.S. Standard Pump
APEX2ISPLUS	Apex2 I.S. Plus Pump
APEX2ISPRO	Apex2 I.S. Pro Pump

All pumps include 1m tube, Field Guide, Certificate of Conformity and protective rubber boot.

209152B/KIT	Single Docking Station for Apex2 inc PSU & USB Cable
209156C/KIT	5-Way Docking Station for Apex2 inc PSU & USB Cable
209025C	Protective Rubber Boot (included with pump)

APEX2IS/KIT	5-Way Apex2IS Standard Kit
APEX2ISPLUS/KIT	5-Way Apex2IS Plus Kit
APEX2ISPRO/KIT	5-Way Apex2IS Pro Kit

Additional to the 5 off Pumps, each kit includes, 1m tubing and male luer per pump, plus 1 field guide, Certificate of Conformity, 5-way docking station, PSU, USB cable and air sampling handbook.

Model Selection

Apex2	Standard	Plus	Pro
Intrinsically Safe	●	●	●
Motion Sensor	●	●	●
Bluetooth		●	●
PC Download		●	●
Inlet Pressure Sensing		●	●
Run Duration Timer		●	●
Fully Programmable Timers			●
Logging of Flow and Motion			●

